


The Ultimate Teacher Evaluation Survival Guide: Strategies for Success



Teacher Evaluation Survival Guide: Get an Excellent and Save Your Job by R.W. Peake

★★★★★ 5 out of 5

Language : English
File size : 452 KB
Text-to-Speech : Enabled
Enhanced typesetting : Enabled
Print length : 135 pages
Lending : Enabled
Screen Reader : Supported
X-Ray for textbooks : Enabled



Navigating the teacher evaluation process can be a daunting task, but with the right strategies and preparation, you can emerge from it as a confident and successful educator. This comprehensive guide will provide you with practical insights, actionable tips, and a wealth of resources to help you master the art of teacher evaluation.

Understanding the Evaluation Process

Before embarking on your evaluation journey, it is crucial to gain a thorough understanding of the process and the criteria that will be used to assess your teaching performance. Each school district has its own unique evaluation system, so it is essential to familiarize yourself with the specific requirements and procedures that apply to you.

Most evaluation systems typically encompass the following components:

- **Observation:** Evaluators will observe you teaching in the classroom, assessing your instructional practices, classroom management skills, and student engagement.
- **Data Analysis:** Your evaluation will also include an analysis of data related to your students' academic progress, such as test scores, assignments, and portfolios.
- **Feedback and Goal Setting:** The evaluation process should provide you with constructive feedback on your teaching practices and help you identify areas for growth. You and your evaluator will then work together to set goals for professional development.
- **Professional Development Plan:** Based on the goals you set, you will develop a professional development plan outlining the steps you will take to enhance your teaching skills and address areas needing improvement.

Preparing for the Observation

A successful evaluation starts with thorough preparation. Here are some practical tips to help you prepare for the observation:

- **Know Your Content:** Ensure you have a deep understanding of the content you will be teaching during the observation.
- **Plan Engaging Lessons:** Design lesson plans that are engaging, interactive, and aligned with your students' learning needs.
- **Create a Positive Classroom Culture:** Establish a respectful and supportive learning environment where students feel comfortable

asking questions and taking risks.

- **Practice Self-Reflection:** Take time to reflect on your teaching practices and identify areas where you can improve.
- **Prepare Materials:** Gather all necessary materials, including handouts, worksheets, and technology, to ensure a smooth lesson delivery.
- **Dress Professionally:** While comfort is essential, it is important to dress professionally for the evaluation.
- **Stay Positive:** Approach the evaluation with a positive attitude and a belief in your ability to showcase your teaching skills.

During the Observation

When the evaluator enters the classroom, maintain your composure and focus on delivering your lesson as effectively as possible. Here are some strategies to guide you during the observation:

- **Stay Focused:** Do not let the presence of an evaluator distract you from teaching effectively.
- **Be Yourself:** Teach in a way that reflects your authentic teaching style and personality.
- **Engage Students:** Create an interactive and engaging learning environment where students actively participate in the lesson.
- **Reflect and Adjust:** If you make a mistake during the lesson, acknowledge it, adjust your approach, and move forward.

- **Ask for Feedback:** At the end of the lesson, ask the evaluator for specific feedback on your teaching practices.

Post-Observation Analysis

The evaluation process continues after the observation with a post-observation analysis. This is an opportunity for you to reflect on your performance and gain constructive feedback.


- **Request Detailed Feedback:** Schedule a meeting with your evaluator to discuss the observation in detail. Ask for specific feedback on your strengths and areas for improvement.
- **Self-Reflect:** Take time to reflect on the evaluator's feedback and identify areas where you can enhance your teaching practices.
- **Set Professional Development Goals:** Based on the feedback you receive, collaborate with your evaluator to set realistic and achievable professional development goals.
- **Develop a Professional Development Plan:** Outline a plan outlining the steps you will take to achieve your professional development goals.
- **Monitor Your Progress:** Regularly track your progress towards your professional development goals and make adjustments as needed.

Resources for Professional Development

To enhance your teaching skills and achieve professional growth, leverage the following resources:

- **Professional Development Courses:** Take courses offered by your school district, professional development organizations, or online platforms.
- **Conferences and Workshops:** Attend educational conferences and workshops to learn about best practices and innovative teaching methodologies.
- **Mentoring and Coaching:** Seek guidance and support from experienced teachers or administrators who can provide valuable insights and feedback.
- **Online Resources:** Utilize online platforms such as YouTube, Edutopia, and TeacherVision for access to a wealth of teaching resources and professional development materials.

With effective preparation, a positive attitude, and a commitment to continuous improvement, you can navigate the teacher evaluation process with confidence. Remember to embrace feedback, set realistic goals, and engage in professional development opportunities to enhance your teaching practices and achieve professional growth. By following the strategies outlined in this guide, you will be well-equipped to showcase your teaching skills, demonstrate your dedication to student learning, and emerge from the evaluation process as a successful and accomplished educator.



Teacher Evaluation Survival Guide: Get an Excellent and Save Your Job by R.W. Peake


★★★★★ 5 out of 5
Language : English
File size : 452 KB
Text-to-Speech : Enabled

Enhanced typesetting : Enabled
Print length : 135 pages
Lending : Enabled
Screen Reader : Supported
X-Ray for textbooks : Enabled



Violin Is Easy: A Comprehensive Guide for Beginners

The violin is a beautiful and enchanting instrument that has captivated musicians for centuries. Its rich, expressive sound can soar from delicate...



The True Story Of The Ivy League Cowboys Who Raided The Asian Markets For.

In the early 2000s, a group of Ivy League graduates embarked on a daring adventure that would forever change the face of international finance. These young men, known as...